

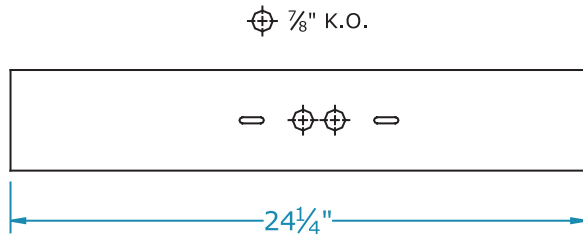
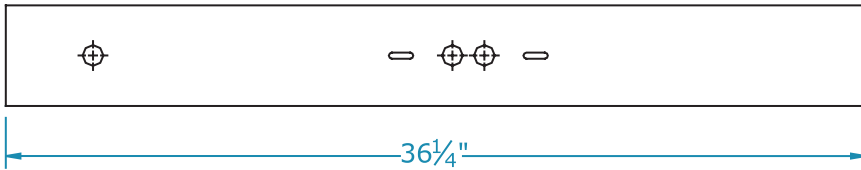
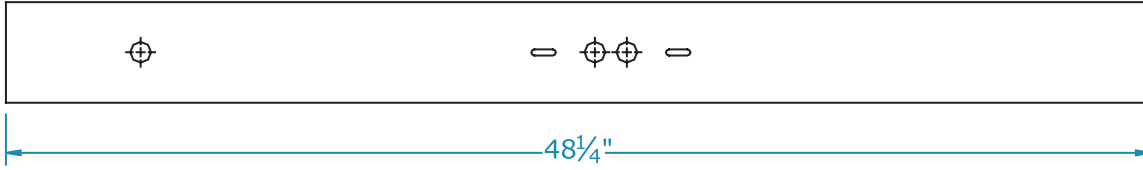
CH Series

1 LAMP

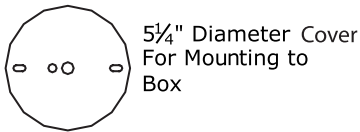
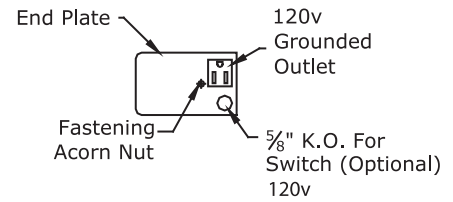
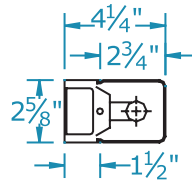
Dimensions

Dimensions are subject to change.
Consult factory for verification.
All configurations/options may not be shown.

Back View



End View



Ordering Information

Catalog #	No & Lamp Type	O/A Length	O/A Width	O/A Depth	Wt.
CH-117 XV	1-F17T8	24 1/4"	4 1/4"	2 5/8"	5 1/2
CH-125 XV	1-F25T8	36 1/4"	4 1/4"	2 5/8"	6 1/2
CH-132 XV	1-F32T8	48 1/4"	4 1/4"	2 5/8"	8

