

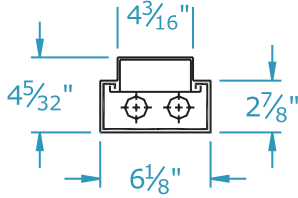
401 Series Narrow Wrap

1 & 2 LAMP

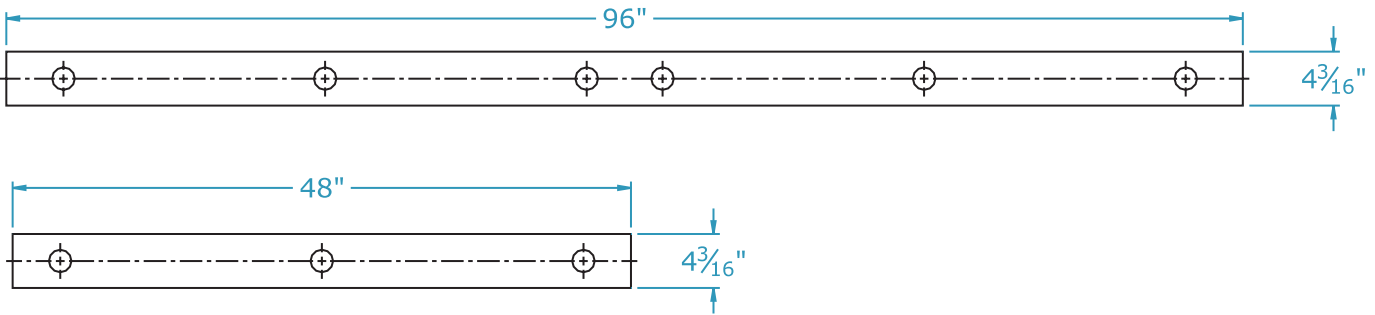
Dimensions

Dimensions are subject to change.
Consult factory for verification.
All configurations/options may not be shown.

End View



Back View



Ordering Information

Catalog #	No & Lamp Type	O/A Length	O/A Width	O/A Depth	Wt.
401-17 NB XV	1-F17T8	24"	6 1/8"	4 5/32"	6 3/4
402-17 NB XV	2-F17T8	24"	6 1/8"	4 5/32"	6 3/4
401-32 NB XV	1-F32T8	48"	6 1/8"	4 5/32"	11
4T2-32-8 NB XV#	2-F32T8	96"	6 1/8"	4 5/32"	20 1/4
402-32 NB XV	2-F32T8	48"	6 1/8"	4 5/32"	11
4T4-32-8 NB XV#	4-F32T8	96"	6 1/8"	4 5/32"	20 1/4

= Tandem Units



Photometrics

Studies based on room surface reflectance 80%-Ceiling, 50%-Wall, 20% Floor.

CATALOG NUMBER: 401-32 XV

TOTAL LUMINAIRE EFFICIENCY = 90.0 %

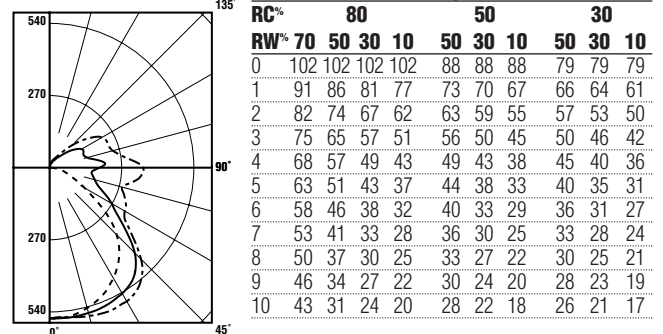
CIE TYPE - SEMI-DIRECT

PLANE :	0-DEG	90-DEG
SPACING CRITERIA :	1.3	1.5
SHIELDING ANGLES :	90	90
LUMINOUS LENGTH :	47.875	5.750
HEIGHT OF SIDE :	2.938	0.000

Coefficients of Utilization

Zonal Cavity Method

Effective Floor Cavity Reflectance 0.20



LEGEND:

- 0-deg: - - - - -
- 45-deg: - - - - -
- 90-deg: - - - - -