

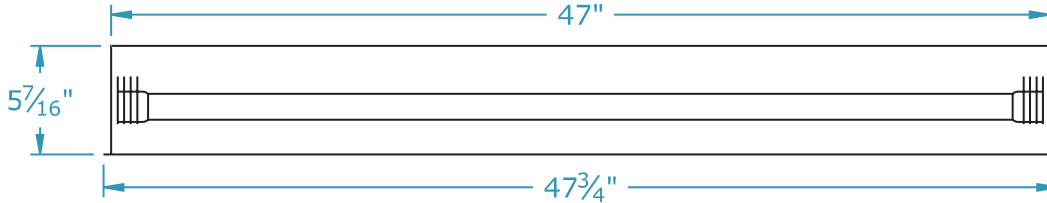
Soft Light Grid Troffer Series

2X4 DIRECT / INDIRECT

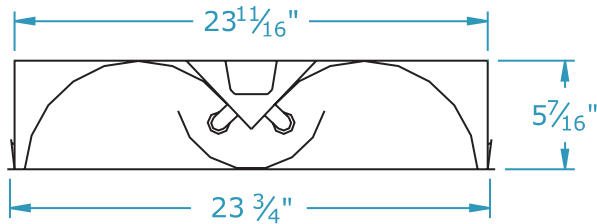
Dimensions

Dimensions are subject to change.
Consult factory for verification.
All configurations/options may not be shown.

Side View



End View



Photometrics

Studies based on room surface reflectance 80%-Ceiling, 50%-Wall, 20% Floor.

CATALOG NUMBER: SLT-232-1XV1

TOTAL LUMINAIRE EFFICIENCY = 55.5 %

CIE TYPE - DIRECT

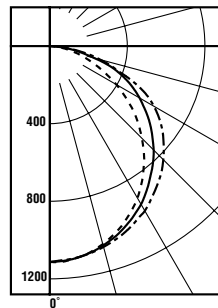
PLANE : 0-DEG 90-DEG

SPACING CRITERIA : 1.2 1.3

SHIELDING ANGLES : 90 90

LUMINOUS LENGTH : 47.000 23.000

Candle Power Distribution Curve



LEGEND:

0-deg: - - - - -
45-deg: _____
90-deg: - - - - -

Coefficients of Utilization

Zonal Cavity Method

Effective Floor Cavity Reflectance 0.20

RC%	80			50			30			
	RW% 70	50	30	10	50	30	10	50	30	10
0	66	66	66	66	62	62	62	59	59	59
1	60	58	55	53	54	52	50	52	50	49
2	55	50	46	43	47	44	41	45	43	40
3	50	44	39	35	41	37	34	40	36	34
4	45	39	34	30	36	32	29	35	32	29
5	42	34	29	26	33	28	25	32	28	25
6	38	31	26	22	29	25	22	28	25	22
7	36	28	23	20	27	22	19	26	22	19
8	33	26	21	17	24	20	17	24	20	17
9	31	23	19	16	22	18	16	22	18	15
10	29	22	17	14	21	17	14	20	17	14

Ordering Information

Catalog #	No & Lamp Type	O/A Length	O/A Width	O/A Depth	Wt.
SLT-232-1XV1	2-F32T8	47 3/4"	23 3/4"	5 7/16"	38
SLT-232-1XV1	3-F32T8	47 3/4"	23 3/4"	5 7/16"	38

