

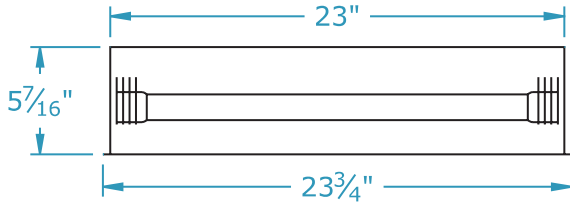
Soft Light Grid Troffer Series

2X2 DIRECT / INDIRECT

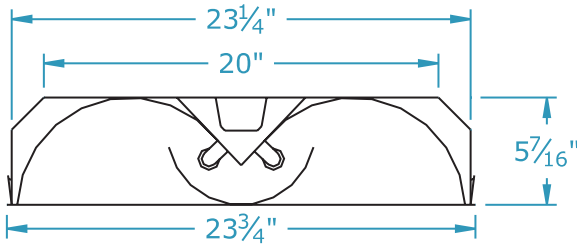
Dimensions

Dimensions are subject to change.
Consult factory for verification.
All configurations/options may not be shown.

Side View



End View



Ordering Information

Catalog #	No & Lamp Type	O/A Length	O/A Width	O/A Depth	Wt.
SLT-2B40-1XV1	2-BX40	23 3/4"	23 3/4"	5 7/16"	20
SLT-2B55-1XV1	2-BX55	23 3/4"	23 3/4"	5 7/16"	20
SLT-3B40-1XV1	3-BX40	23 3/4"	23 3/4"	5 7/16"	20
SLT-217-1XV1	2-F17T8	23 3/4"	23 3/4"	5 7/16"	20
SLT-317-1XV1	3-F17T8	23 3/4"	23 3/4"	5 7/16"	20

Photometrics

Studies based on room surface reflectance 80%-Ceiling, 50%-Wall, 20% Floor.

CATALOG NUMBER: SLT-2B40-1XV1

TOTAL LUMINAIRE EFFICIENCY = 53.5 %

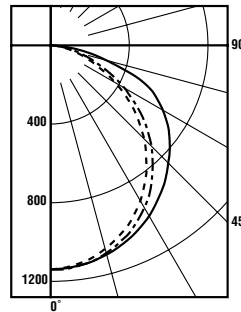
CIE TYPE - DIRECT

PLANE : 0-DEG 90-DEG 180-DEG

SPACING CRITERIA : 1.2 1.3 1.2

LUMINOUS LENGTH : 23.000 23.000

Candle Power Distribution Curve



LEGEND:

0-deg: - - - - -
45-deg: _____
90-deg: - - - - -

Coefficients of Utilization

Zonal Cavity Method

Effective Floor Cavity Reflectance 0.20

RC%	80			50			30			
	RW% 70	50	30	10	50	30	10	50	30	10
0	64	64	64	64	60	60	60	57	57	57
1	58	56	53	51	52	50	49	50	48	47
2	53	48	44	41	45	42	40	43	41	39
3	48	42	38	34	40	36	33	38	35	33
4	44	37	32	29	35	31	28	34	30	28
5	40	33	28	25	31	27	24	30	27	24
6	37	30	25	21	28	24	21	27	24	21
7	34	27	22	19	26	22	19	25	21	19
8	32	25	20	17	24	20	17	23	19	17
9	30	23	18	15	22	18	15	21	17	15
10	28	21	17	14	20	16	14	19	16	14

