

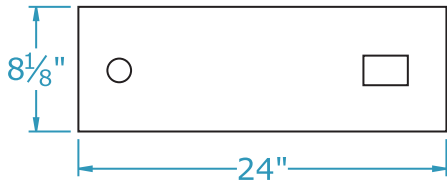
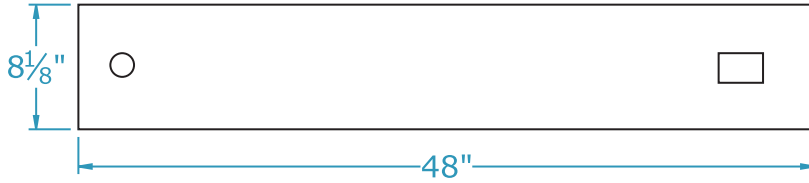
# 710 Grid Troffer Series

1X2, 1X4

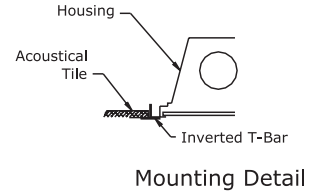
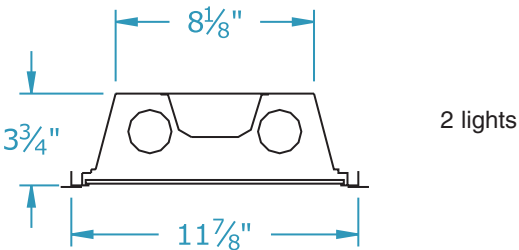
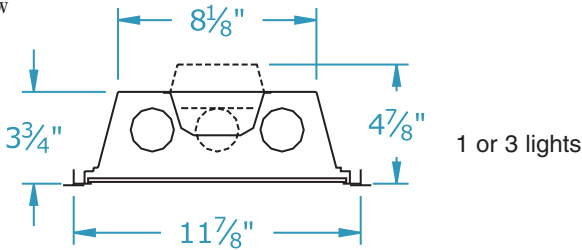
## Dimensions

Dimensions are subject to change.  
Consult factory for verification.  
All configurations/options may not be shown.

### Back View



### End View



## Ordering Information

Catalog #	No & Lamp Type	O/A Length	O/A Width	O/A Depth	Wt.
712-G*-217-1XV1	2-F17T8	24"	11 7/8"	3 3/4"	11
714-G*-132-1XV1	1-F32T8	48"	11 7/8"	4 7/8"	16
714-G*-232-1XV1	2-F32T8	48"	11 7/8"	3 3/4"	15
714-G*-332-1XV1	3-F32T8	48"	11 7/8"	4 7/8"	16

\*Specify lens type required



## Photometrics

Studies based on room surface reflectance 80%-Ceiling, 50%-Wall, 20% Floor.

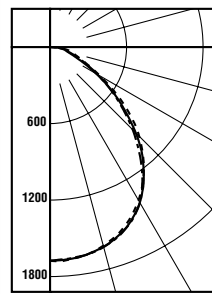
**CATALOG NUMBER: 714-FA1-232-XV / 714-GA1-232-XV**

TOTAL LUMINAIRE EFFICIENCY = 66.7 %

CIE TYPE - DIRECT

PLANE :	0-DEG	90-DEG
SPACING CRITERIA :	1.2	1.2
SHIELDING ANGLES :	90	90
LUMINOUS LENGTH :	45.625	9.688

### Candle Power Distribution Curve



### LEGEND:

0-deg: - - - - -  
45-deg: \_\_\_\_\_  
90-deg: - - - - -

### Coefficients of Utilization

Zonal Cavity Method

**Effective Floor Cavity Reflectance 0.20**

RC*	80			50			30			
RW*	70	50	30	10	50	30	10	50	30	10
0	79	79	79	79	74	74	74	71	71	71
1	73	70	68	65	66	64	62	63	62	60
2	67	62	58	55	59	55	53	57	54	52
3	62	55	50	46	52	48	45	51	47	44
4	57	50	44	40	47	43	39	46	42	39
5	53	45	39	35	43	38	34	41	37	34
6	49	41	35	31	39	34	30	38	33	30
7	46	37	31	28	35	31	27	34	30	27
8	42	34	28	25	33	28	25	32	27	24
9	40	31	26	22	30	25	22	29	25	22
10	37	29	24	20	28	23	20	27	23	20