

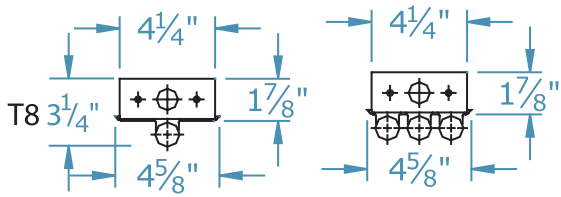
102 Series

1, 2 OR 3 LAMP

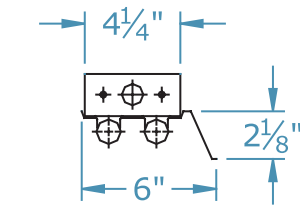
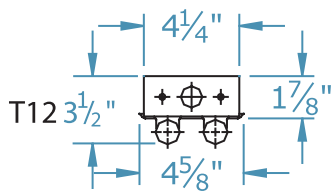
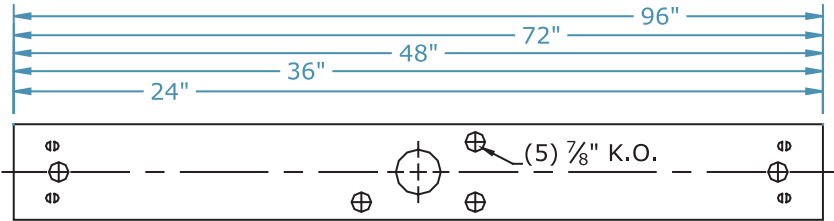
Dimensions

Dimensions are subject to change.
Consult factory for verification.
All configurations/options may not be shown.

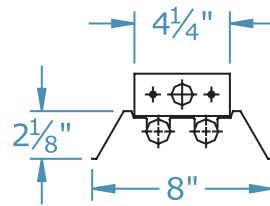
End View



Back View



Asymmetrical Reflector



Symmetrical Reflector

Ordering Information

Catalog #	No & Lamp Type	O/A Length	O/A Width	O/A Depth	Wt.
Electronic					
One lamp wide					
101-17 WB XV	1-F17T8	24"	4 5/8"	3 1/4"	4 3/4
101-25 WB XV	1-F25T8	36"	4 5/8"	3 1/4"	5 1/2
101-32 WB XV	1-F32T8	48"	4 5/8"	3 1/4"	6 1/2
1T2-32-8 WB XV#	2-F32T8	96"	4 5/8"	3 1/4"	13 1/4
1T3-32-12 WB XV#	3-F32T8	144"	4 5/8"	3 1/4"	15 1/4
1T4-32-16 WB XV#	4-F32T8	192"	4 5/8"	3 1/4"	19 1/2
Two lamp wide					
102-17 XV	2-F17T8	24"	4 5/8"	3 1/4"	4 3/4
102-25 XV	2-F25T8	36"	4 5/8"	3 1/4"	5 1/2
102-32 XV	2-F32T8	48"	4 5/8"	3 1/4"	6 1/2
1T4-25-6 XV#	4-F25T8	72"	4 5/8"	3 1/4"	11
1T4-32-8 XV#	4-F32T8	96"	4 5/8"	3 1/4"	13 1/4
Three lamp wide					
103-17 NB XV	3-F17T8	24"	4 5/8"	3 1/4"	4 3/4
103-25 NB XV	3-F25T8	36"	4 5/8"	3 1/4"	5 1/2
103-32 NB XV	3-F32T8	48"	4 5/8"	3 1/4"	6 1/2
1T6-32-8 NB XV#	6-F32T8	96"	4 5/8"	3 1/4"	15 1/4

Tandem units

WB=Wide body NB=Narrow body

